

Financial Projections Overview

June 2021

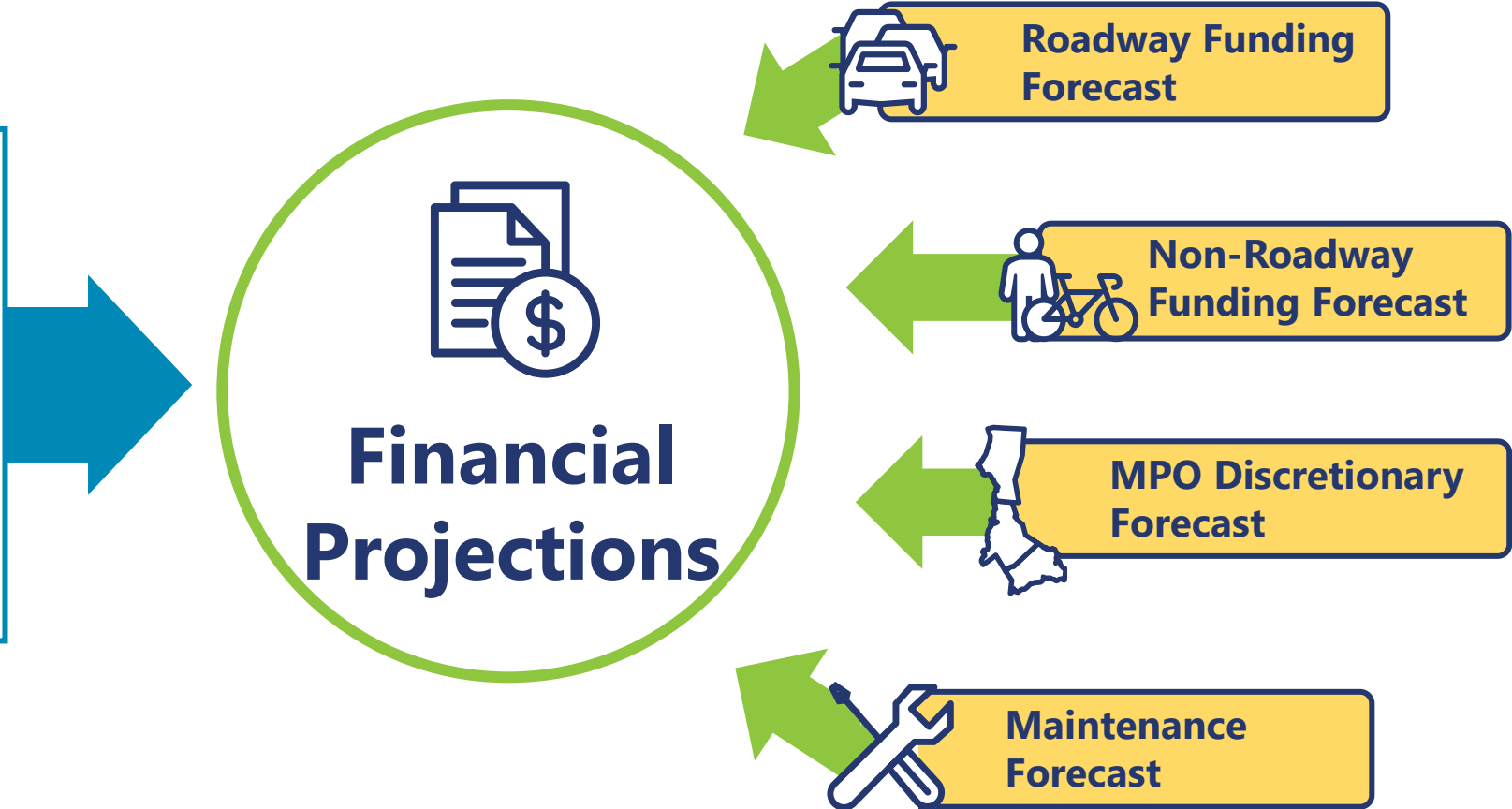


2050

METROPOLITAN
TRANSPORTATION PLAN

Financial Projections Requirements

- Financial Projections required as an element of MTP by Federal Highway Administration (FHWA)
- Covers all Modes
- Must be fiscally constrained in the context of anticipated future revenues



Financial Projections Process

Funding Type	STI* Funding		Discretionary Funding	
	Already Programmed	To Be Programmed	Already Programmed	To Be Programmed
Roadway	Roadway Funding Forecast		MPO Discretionary Forecast	
Non-Roadway	Non-Roadway Funding Forecast			
Maintenance	Maintenance Forecast			

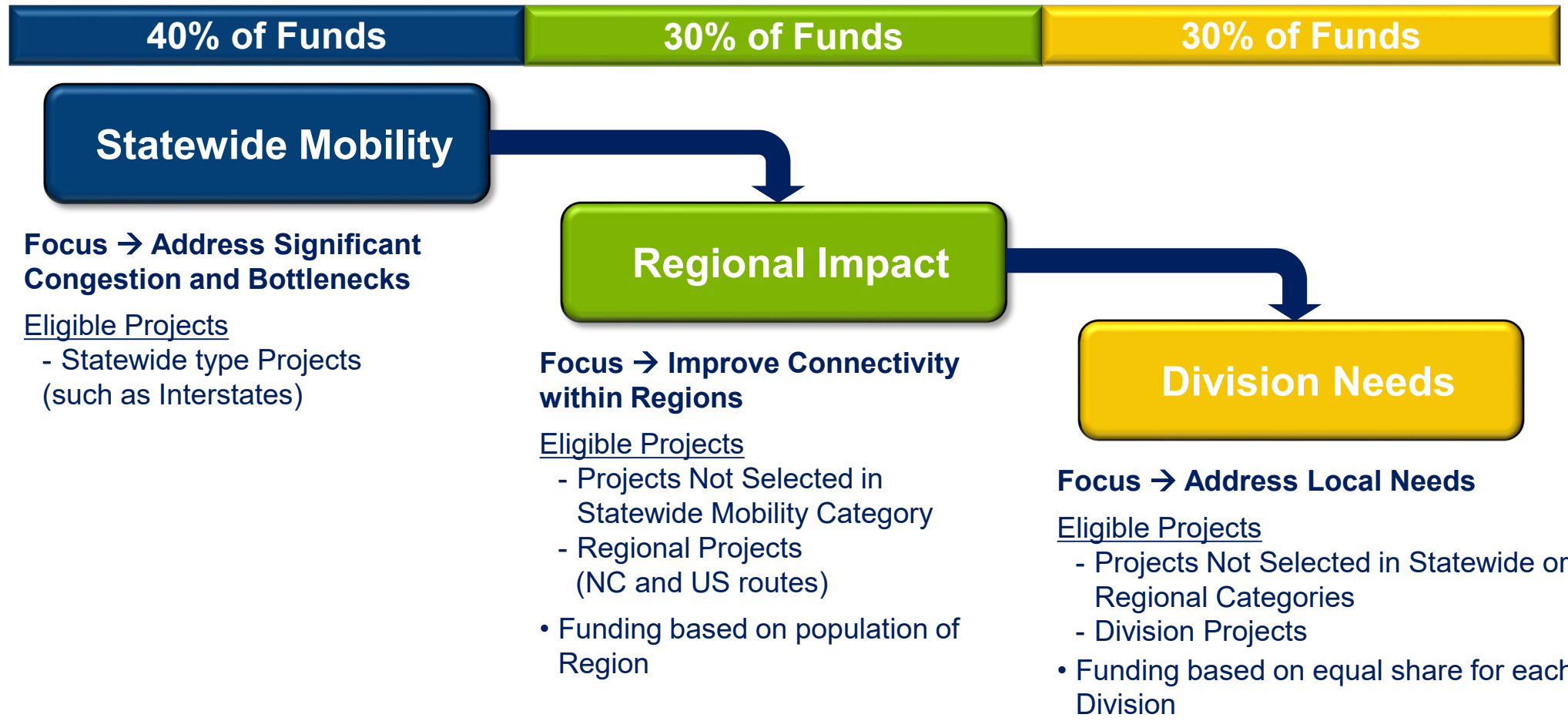
**Strategic Transportation Investments (STI) legislation influences how transportation funding is allocated in North Carolina. More information is provided in the subsequent pages.*

STI Funding

- » Assigned to Projects through North Carolina Department of Transportation (NCDOT) Prioritization Process
- » Includes Roadway Projects as well as Non-Roadway Projects
- » Project Examples:

Project Type	Project
Roadway	I-77 South (from South Carolina State Line to I-277/NC 16), Charlotte
	I-77/Cornelius Rd Interchange, Cornelius
	Morgan Mill Rd (from US 74 to Monroe Connector), Monroe
Non-Roadway	Clanton Rd/NSRR Grade Separation, Charlotte
	Union County Siding Extension, Union County
	Statesville Regional Airport Runway Extension, Statesville

STI Categories



40% of Funds

Statewide Mobility

Focus → Address Significant Congestion and Bottlenecks

Eligible Projects

- Statewide type Projects (such as Interstates)

30% of Funds

Regional Impact

Focus → Improve Connectivity within Regions

Eligible Projects

- Projects Not Selected in Statewide Mobility Category
- Regional Projects (NC and US routes)
- Funding based on population of Region

30% of Funds

Division Needs

Focus → Address Local Needs

Eligible Projects

- Projects Not Selected in Statewide or Regional Categories
- Division Projects
- Funding based on equal share for each Division

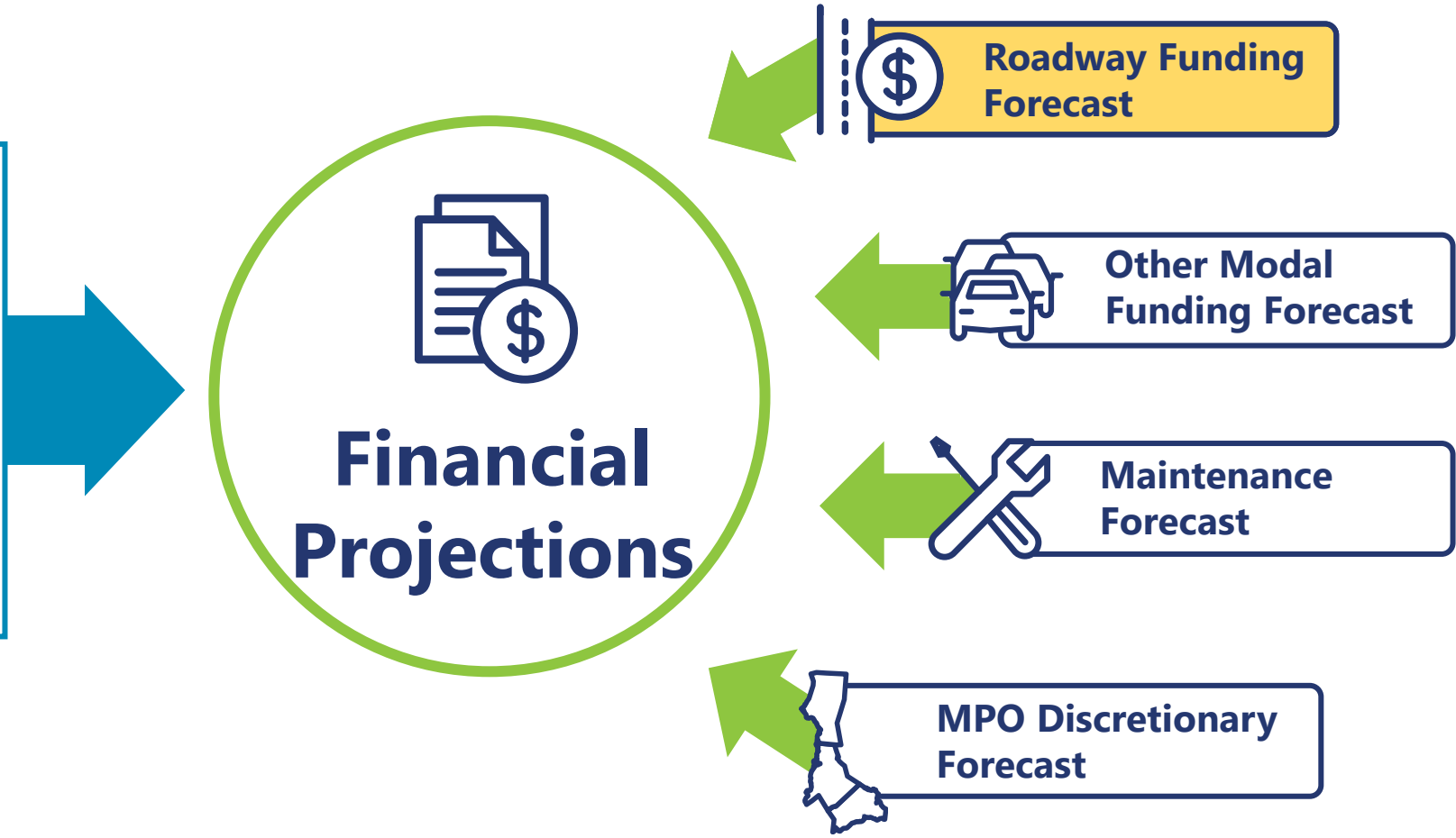
CRTPO Discretionary Funds

- » Funding Sources Include Surface Transportation Block Grant Direct Attributable (STBGDA), Transportation Alternatives Program (TAP), and Congestion Mitigation and Air Quality (CMAQ)
- » Includes Roadway Projects as well as Non-Roadway Projects
- » CRTPO assigns to various projects through “Call for Projects” twice a year
- » Project Examples:

Project Type	Project
Roadway	Torrence Chapel Rd/Catawba Ave Intersection Improvements, Cornelius
Non-Roadway	Upper McDowell Creek Greenway, Huntersville
	Downtown Waxhaw Pedestrian and Bicycle Facility Enhancements, Waxhaw

Financial Projections Requirements

- Financial Projections required as an element of MTP by FHWA
- Covers all Modes
- Must be fiscally constrained in the context of anticipated future revenues



Assumptions for Roadway Projections

- » Uses State Transportation Improvement Program (STIP) assumptions provided by NCDOT STIP Unit
- » Population recommended as best indicator of expected revenues
 - » Allocate funds based upon population share within five STI-related geographies
- » Use a 2% annual escalation rate for the 2033 to 2050 plan years
 - » Verified that this is a reasonable approach with NCDOT STIP Unit
- » Consistent with assumptions from 2045 MTP



How Do We Typically Do Financial Projections?



STI Geography Population Estimates

- » Estimated population share is used to determine % of available funding for each STI funding geography
 - » Population %s are estimated using the 2018 American Community Survey (ACS) Estimates

STI Funding Geography	2050 MTP CRTPO Share
State of NC	14%
Region E	60%
Region F	15%
Division 10	81%
Division 12	23%

Roadway Funding Forecast

STI Tier	2021-2025 Funding (\$M)	2026-2035 Funding (\$M)	2036-2045 Funding (\$M)	2046-2050 Funding (\$M)	Total (\$M)
Statewide	\$506	\$ 593	\$2,384	\$ 839	~\$4,321
Region E	\$ 13	\$1,200	\$1,089	\$ 549	\$2,851
Region F	\$ 27	\$ 381	\$ 130	\$ 75	\$ 613
Division 10	\$126	\$ 274	\$ 256	\$ 148	\$ 804
Division 12	\$ 11	\$ 184	\$ 73	\$ 42	\$ 310
Exempt + Transition	\$105	\$ ---	\$ ---	\$ ---	\$ 105
Total	~\$787	\$2,632	~\$3,931	\$1,653	~\$9,003

	STI Funding		Discretionary Funding	
Roadway	Already Programmed	To Be Programmed	Already Programmed	To Be Programmed
Non-Roadway	Already Programmed	To Be Programmed	Already Programmed	To Be Programmed
Maintenance	Already Programmed	To Be Programmed		